




PAPER AIRPLANE GAME

ZENGER FARM




Follow the instructions to fold a paper airplane. You can color and decorate it if you want!



To make the game, you need a paper bag or big piece of paper, a marker and a pair of scissors.




Unfold the paper bag carefully and smooth it flat. Draw circles on the bag to show where to cut out holes. Make sure the holes are big enough for the airplane to go through.




Mark each one with a number. The number equals how many points it's worth. You can decide any points that you want.

PAPER AIRPLANE GAME

ZENGER FARM



Carefully cut out each of the holes. (Tip: fold the bag in half in the middle of the circle to cut out the holes.)



Tape or clip the paper bag in a doorway or other open area in your house.



Now it's time to play! Take turns sailing your paper airplane at the paper bag. Keep track of your points!



If you want, tell Andy at the food pantry how many points you got. See you next week!